
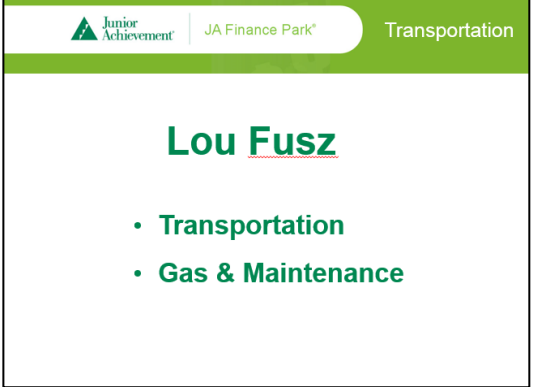
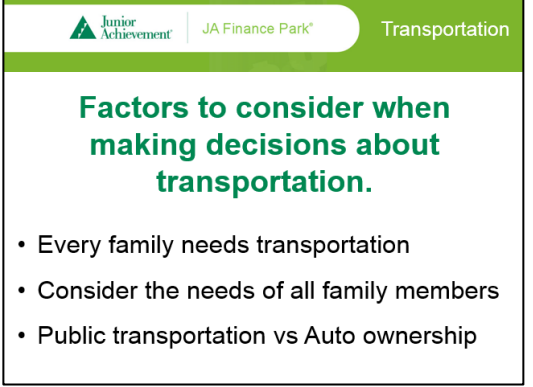


# Lou Fusz: Transportation/Gas & Maintenance

<p>When it's time for the Research phase, show the video to each group.</p> <p>On the remote:</p> <ul style="list-style-type: none"><li>• Click on the Source button and arrow down and select USB</li><li>• Select Videos and Honda Challenge</li></ul>	 <p>The screenshot shows a presentation slide with a green header bar containing the logos for 'Junior Achievement' and 'JA Finance Park'. Below the header is a large black rectangular area, which is a video player.</p>
<p>After the video, present the slides.</p> <p>On the remote:</p> <ul style="list-style-type: none"><li>• Click on the Source button and arrow down to USB</li><li>• Hit enter and arrow down to Photos</li><li>• Hit enter twice and use the right arrow to proceed through the slides.</li></ul>	
<p>Welcome to Lou Fusz. We will discuss the expenses for transportation and for gas &amp; maintenance for your budgets.</p> <p>Click for next slide.</p>	 <p>The screenshot shows a presentation slide with a green header bar containing the logos for 'Junior Achievement', 'JA Finance Park', and the word 'Transportation'. The main content of the slide is:</p> <p><b>Lou Fusz</b></p> <ul style="list-style-type: none"><li>• <b>Transportation</b></li><li>• <b>Gas &amp; Maintenance</b></li></ul>
<p>Please read slide to students.</p> <p>Click for next slide.</p>	 <p>The screenshot shows a presentation slide with a green header bar containing the logos for 'Junior Achievement', 'JA Finance Park', and the word 'Transportation'. The main content of the slide is:</p> <p><b>Factors to consider when making decisions about transportation.</b></p> <ul style="list-style-type: none"><li>• Every family needs transportation</li><li>• Consider the needs of all family members</li><li>• Public transportation vs Auto ownership</li></ul>

# Lou Fusz: Transportation/Gas & Maintenance

Think about these things when considering public transportation as an option.

Click for next slide.

Junior Achievement | JA Finance Park® Transportation

### Is Public Transportation a good option for you?

- Available near your home
- Connections to work and schools
- Flexible schedule to meet your needs

There are various expenses that car owners must pay.

Please read slide to students.

Click for next slide.

Junior Achievement | JA Finance Park® Transportation

### Car Ownership Expenses

- Monthly fuel or gas costs
- Maintenance and repairs
- Insurance
- Inspections, license, and property tax
- Parking fees

**...these expenses are in addition to the car payment – that's extra!**

Explain that there's more to owning a car than paying the monthly payment.




Ask: "How much do you think it costs to drive each of these cars per year?"

Get answers, then click for correct answer.

Then click for next slide.

Junior Achievement | JA Finance Park® Transportation

### How much does it cost each year to drive a vehicle?

	<b>Jeep Grand Cherokee SUV – 4WD</b>	<b>\$11,599</b>
	<b>Honda Civic Small Sedan</b>	<b>\$6,967</b>
	<b>Dodge Grand Caravan Minivan</b>	<b>\$9,795</b>

Point out the two codes that they need to unlock transportation and gas & maintenance.

Junior Achievement | JA Finance Park® Transportation

**Gas & Maintenance Business ID:**  
213



**Transportation Business ID:**  
049

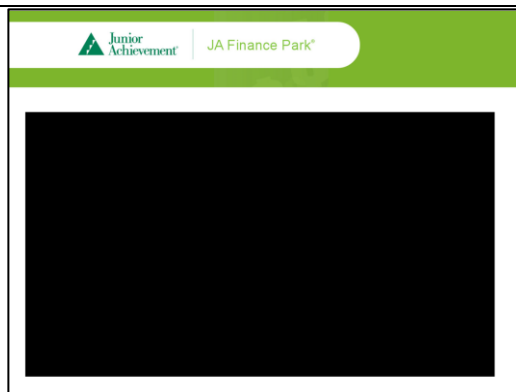
# Lou Fusz: Transportation/Gas & Maintenance

Return to the video for the next group.

On the remote:

- Click on the Source button and arrow down USB
- Click on Videos and arrow over to and click on Honda Challenge

*Note: if the video is not at the beginning, keep hitting the  button until it gets to the beginning. Then hit the pause *



A staff member will change to this slide when it's time for students to make payments.

**Gas & Maintenance** Business ID: 213  
**Transportation** Business ID: 049

**To make Gas & Maintenance debit payment:**

1. Tap budget category, enter business ID on tablet to unlock payment
2. Click budget category icon on computer
3. Swipe debit card
4. Enter PIN on computer, click **[OK]** on computer
5. Click **[Confirm Payment]** on computer
6. Tap **[OK]** on tablet to confirm payment